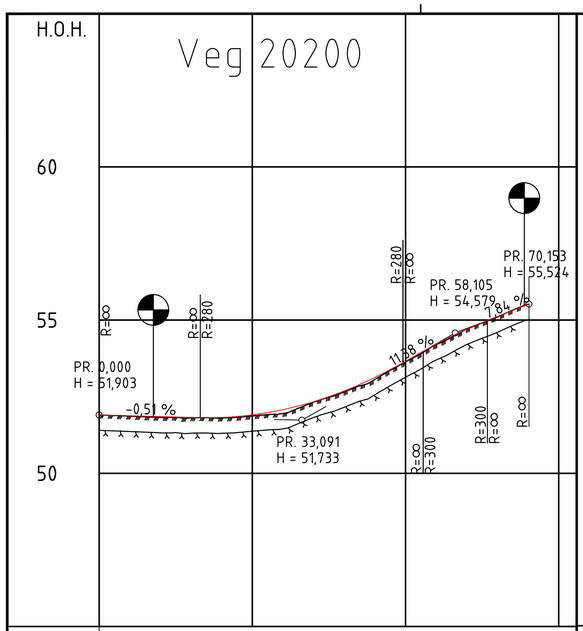


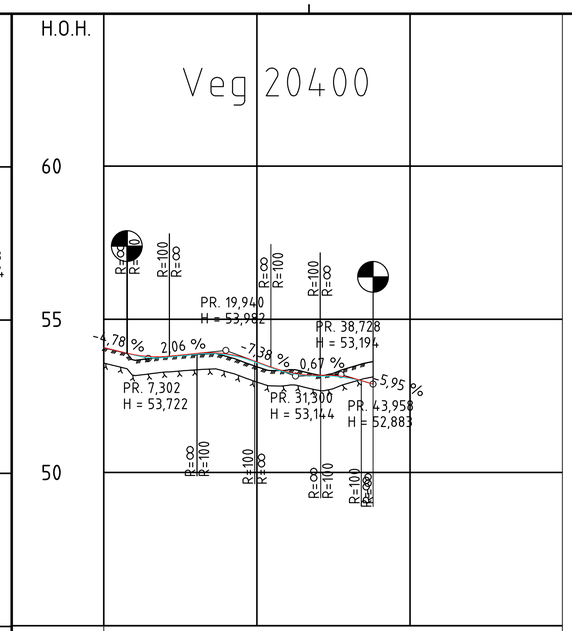

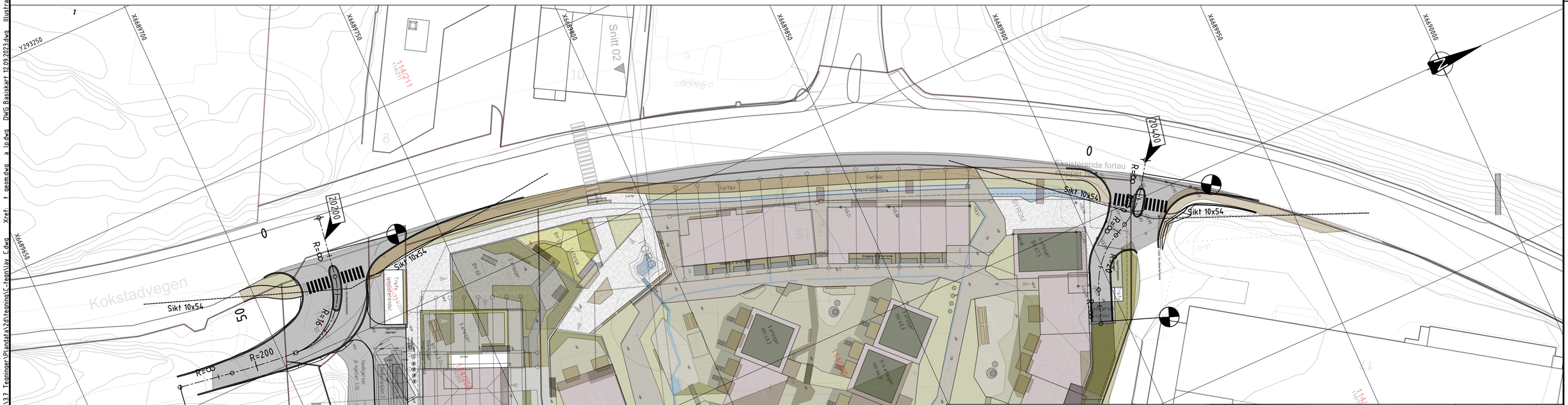
| | | |
|---|---|---|
| PROFIL NR. | 0 25 50 75 | 0 25 50 7 |
| HOR.KURV. | R=∞ R=16 R=200 R=∞ | R=∞ R=20 R=∞ R=-20 R=∞ |
| BREDDEUTV. | | |
| TVERRFALL H.kj.b.k. | 0,8% 2,0% 2,0% 1,0% 6,3% 0,9% 0,4% | 1,3% 3,0% 3,0% |
| TVERRFALL V.kj.b.k. | 0,6% 1,1% 0,9% | 2,0% |
| PROFIL H. | 51,90 51,88 51,85 51,83 51,82 51,90 52,07 52,34 52,69 53,13 53,66 54,22 54,71 55,12 55,52 | 54,07 53,84 53,78 53,88 53,87 53,61 53,28 53,17 53,10 52,88 |
| TERRENG H. | 51,90 51,82 51,81 51,80 51,87 51,95 52,32 52,66 53,06 53,63 54,20 54,70 55,52 | 53,67 53,78 53,85 53,79 53,45 53,34 53,18 53,42 |
| OVERBYGN.T. | 89CM 49CM 89CM | 49CM |